

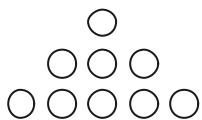
**For the boards Display moving the following conditions are in effect, only for the fourfold Dip switch:**

-For the boards **Display moving and Display moving BCD**, apart from the triple Dip switch, there is also a **Dip switch(fourfold)** which is referred to as **Dip SW2** on the board and which regulates the velocity and the kind of the arrow which is wanted to be presented.

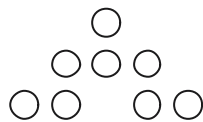
According to the combinations **of the fourfold Dip switch**, there are the following conditions:

<b>POSITIONS OF THE</b>					
<b>FOURFOLD DIP SWITCH</b>					
	<b>1</b>	<b>2</b>	<b>3</b>	<b>4</b>	
Condition 1st	<b>OFF</b>	<b>OFF</b>			<b>The velocity of the arrow is slow</b>
Condition 2nd	<b>ON</b>	<b>OFF</b>			<b>The velocity of the arrow is normal</b>
Condition 3rd	<b>OFF</b>	<b>ON</b>			<b>The velocity of the arrow is fast</b>
Condition 4th	<b>ON</b>	<b>ON</b>			<b>The velocity of the arrow is very fast</b>
Condition 5th			<b>ON</b>	<b>ON</b>	<b>The arrow on Figure 1 is appeared</b>
Condition 6th			<b>OFF</b>	<b>ON</b>	<b>The arrow on Figure 2 is appeared</b>
Condition 7th			<b>ON</b>	<b>OFF</b>	<b>The arrow on Figure 3 is appeared</b>
Condition 8th			<b>OFF</b>	<b>OFF</b>	<b>All the arrows are appeared successively.</b>

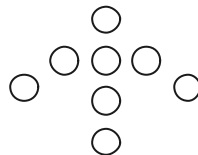
**Figure 1**



**Figure 2**



**Figure 3**



For more information communicate with the Electronic department of our company.

Thank you!!!